


KPF junction box



product description

This polyester junction box is available in 4 versions:

- Junction box KPF-4 to connect 4 load cells in parallel.
- Junction box KPF-6 to connect 6 load cells in parallel.
- Junction box KPF-8 to connect 8 load cells in parallel.
- Junction box KPF-10* to connect 10 load cells in parallel.

Especially designed for weigh bridges and silos, including surge arrestors for lightning protection.

The junction box can be connected with a shielded 6-wire cable to the instrumentation. Corner trimming by resistors.

*Attention:
KPF-10 in larger box

applications

Truck scales, tank and silo weighing systems.

key features

Polyester construction

Environmental protection rated to IP66

4, 6, 8 or 10 load cell connection versions

Corner adjustment facility

Surge protection circuit

Compatible with 4 or 6 wire devices

Maximum cable diameter of 9mm
Cable connection with clamping terminals

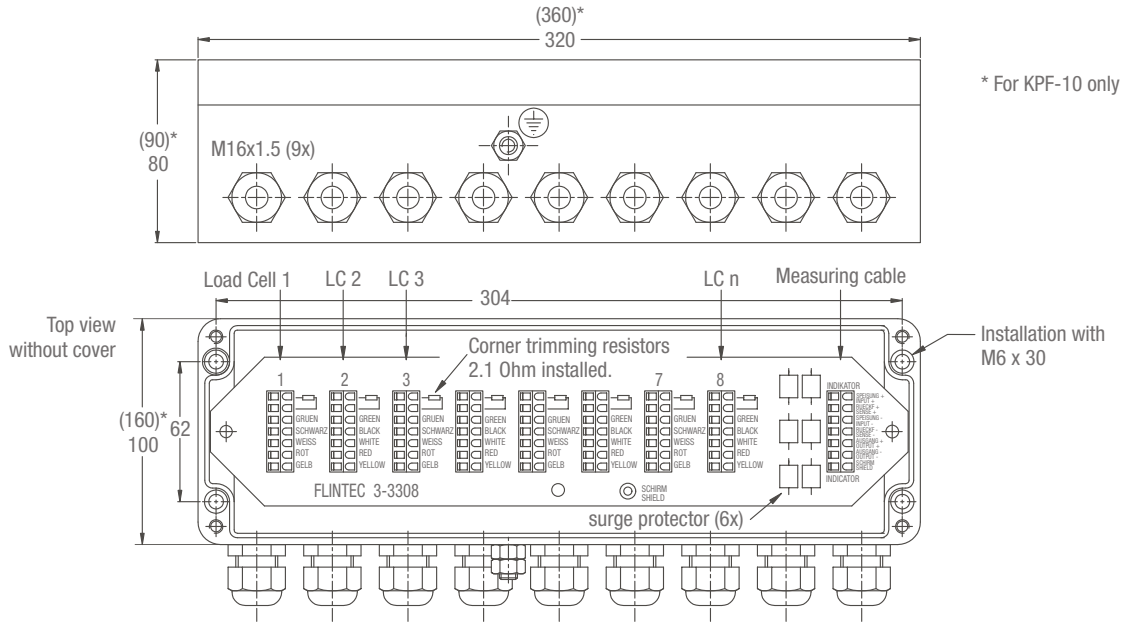
Cable connection with clamping terminals



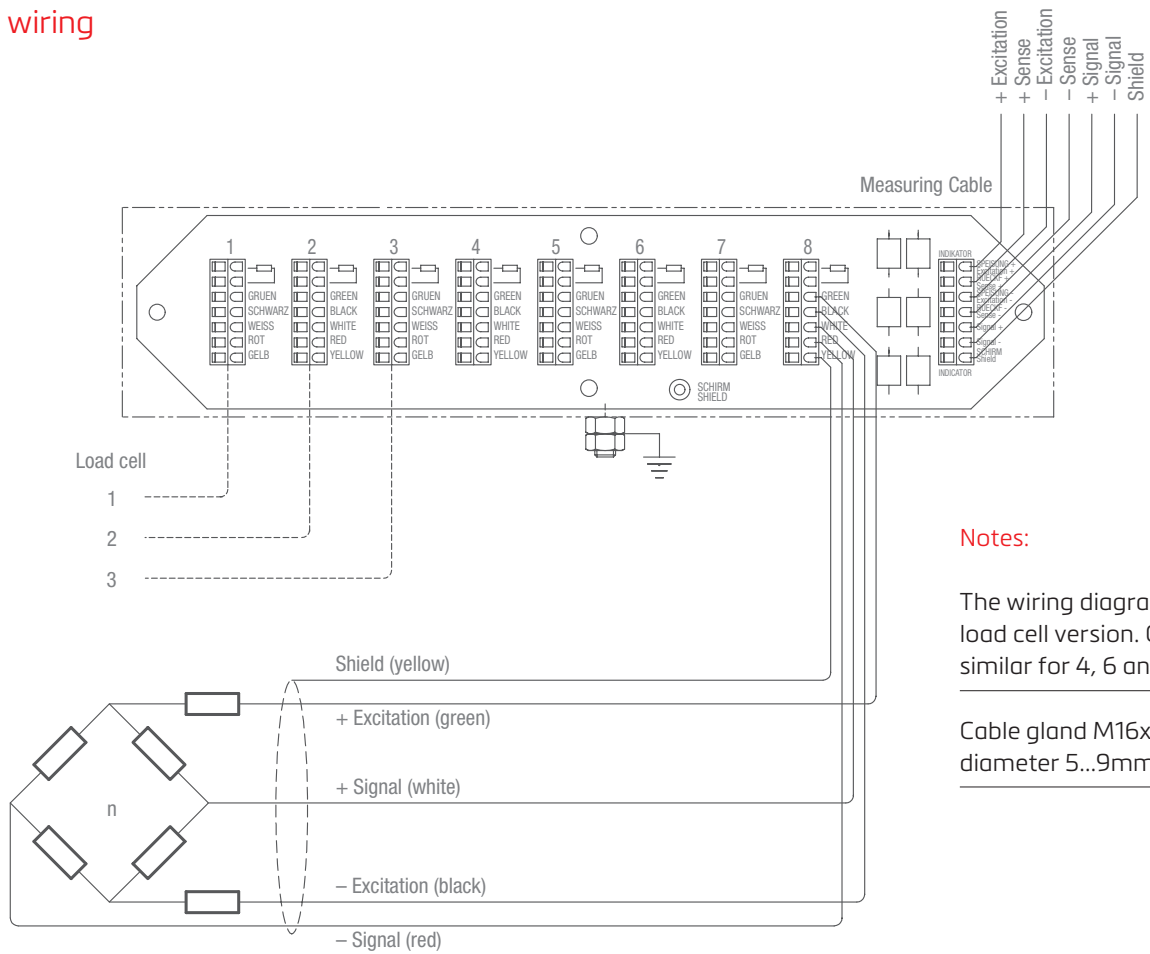
RoHS
compliant



product dimensions (mm)



wiring



Notes:

The wiring diagram shows the 8 load cell version. Connections are similar for 4, 6 and 10 load cells.

Cable gland M16x1.5 for cable diameter 5...9mm.

Dimensions and specifications are subject to change without notice.